

# FRS Foreign Stock Fund (220)

Data updated as of 12/31/2020

## Full Legal Name

American Funds EuroPacific Growth Fund; Class R-6 Shares

## Lipper Classification

International Large-Cp Gro Fds

Funds that invest at least 75% of their equity assets in large, faster growing companies that are outside the U.S.

## Investment Objective and Strategy

The Fund seeks to provide long-term growth of capital by investing in companies based outside the United States. The Fund invests in companies based chiefly in Europe and the Pacific Basin, ranging from small firms to large corporations.

## Lipper Leaders (Overall)<sup>1</sup>

Best = 5 • 4 • 3 • 2 • 1 = Worst

4

Total Return

5

Consistent Return

3

Preservation

5

Expense

Total Return Calculated Out of 249 International Large-Cap Growth

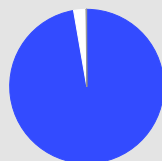
<sup>1</sup>Lipper Leaders (Overall) - All Ratings as of 12/31/2020 - Ratings for Total Return reflect funds' historical total return performance relative to peers. Ratings for Consistent Return reflect funds' historical risk-adjusted returns relative to peers. Lipper ratings for Preservation are relative, rather than absolute. Ratings for Expense reflect funds' expense minimization relative to peers. Lipper Leader ratings DO NOT take into account the effects of sales charges. Ratings are based on an equal-weighted average of percentile ranks for each measure over 3-, 5-, and 10-year periods (if applicable).

## Top Holdings as of 12/31/20

Holding Name	Percent of TNA
Capital Group Central Cash Fund; Class M	3.03
Reliance Industries Ltd	2.56
ASML Holding NV	2.48
Mercadolibre Inc	2.29
AIA Group Ltd	2.29
Daiichi Sankyo Co Ltd	2.07
LVMH Moet Hennessy Louis Vuitton SE	1.77
Taiwan Semiconductor Manufacturing Co Ltd	1.76
Alibaba Group Holding Ltd	1.75
HDFC Bank Ltd	1.64

## Asset Allocation (%) as of 12/31/20

- Equity 97.27
- Cash 2.63
- Other 0.05
- Fixed Income 0.05

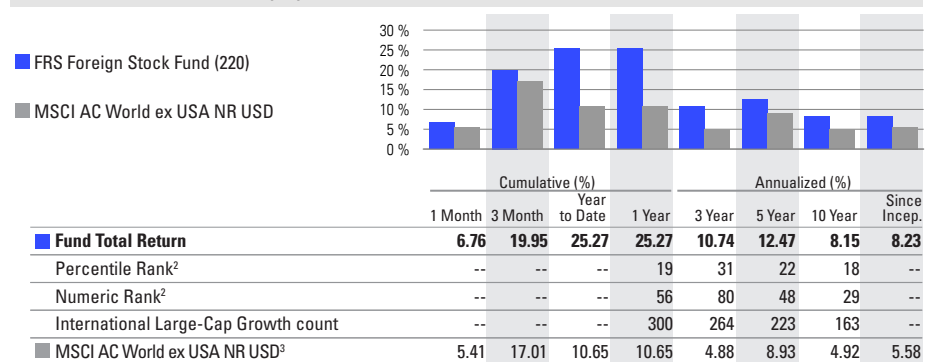


Asset Allocation may equal less than or greater than 100% due to hedged funds or leveraged cash positions by the fund.

## Top Industries (%) as of 12/31/20

Consumer Discretionary	17.14
Information Technology	15.99
Financials	14.42
Health Care	13.24
Industrials	8.63
Communication Services	6.67
Materials	6.64
Energy	6.04
Consumer Staples	4.51
Utilities	2.97

## Historical Performance (%)



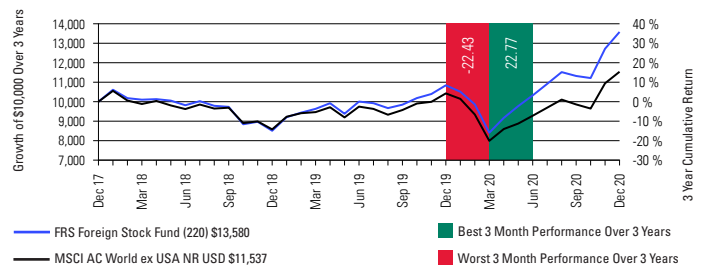
<sup>2</sup>Calculated against universe of funds in the International Large-Cp Gro Fds classification.

The Historical Performance section shows the funds' historical performance. Past performance is not indicative of future results. Investment return and value of shares will fluctuate. Upon redemption, shares may be worth more or less than their original cost. The current performance may be higher or lower than the quoted performance. Numeric Rankings for the fund is based on Total Return Performance and represents the numeric position achieved by the fund within its Lipper classification universe for that time period.

<sup>3</sup>The MSCI ACWI (All Country World Index) Ex-US Index is a free float-adjusted market capitalization index that is designed to measure equity market performance in the global developed and emerging markets excluding the United States. An investor cannot invest directly in an index.

## Risk Analysis (3 Year)

Alpha <sup>4</sup>	<b>0.44</b>
Beta <sup>4</sup>	<b>1.04</b>
R-Squared <sup>4</sup>	<b>0.97</b>
Annualized Standard Deviation	<b>19.13</b>
Annualized Sharpe Ratio	<b>0.45</b>



<sup>4</sup>These statistics are measured against the Fund's index: **MSCI AC World ex USA NR USD**

## Fund Expenses

<b>Net Expense Ratio (%)<sup>5</sup></b>	<b>0.46</b>	Expense Waiver (%)	<b>0.00</b>
Gross Expense Ratio (%)	<b>0.46</b>	Expense Waiver Type	<b>None</b>
Administrative Expenses (%)	<b>N/A</b>	Expense Waiver Time Limit	<b>None</b>
<sup>5</sup> The Net Expense Ratio is what you ultimately pay per dollar invested.		Per \$1,000 Investment (\$)	<b>4.60</b>

## Portfolio Characteristics as of 12/31/20

Number of Holdings	<b>352</b>
Average Market Cap (\$B)	<b>111.56</b>
Price to Earnings	<b>40.02</b>
Price to Book	<b>8.00</b>
Portfolio Turnover (%)	<b>35</b>

## Fund Detail

Inception Date	<b>12/31/2004</b>
Total Net Assets (\$B)	<b>192.57</b>
Asset Type	<b>Equity Funds</b>

International fund investing entails special risk considerations such as currency fluctuations, lower liquidity, economic and political risks and differences in accounting methods. These risks are even greater when investing in emerging markets. This fund (in Lipper's International Large-Cp Gro Fds classification) received the following ratings for the 3-, 5-, and 10-year periods, respectively (number of funds rated follows the rating in parentheses). Total Return: 4 (249 funds), 5 (208 funds), and 5 (150 funds). Consistent Return: 5 (249 funds), 5 (208 funds), and 5 (150 funds). Preservation (in Equity Funds asset class): 3 (12,185 funds), 3 (10,596 funds), and 3 (7,258 funds). Expense: 5 (153 funds), 5 (101 funds), and 5 (66 funds). Lipper ratings are not intended to predict future results, and Lipper does not guarantee the accuracy of this information.

**Important Fund Information.** Before choosing any investment fund, get objective, professional guidance on what specific funds would best fit your needs and the level of risk involved. Call the MyFRS Financial Guidance Line at 1-866-446-9377, Option 2 (TRS 711), or visit MyFRS.com for free guidance and additional information on this investment fund. These reports discuss the investment strategies and other factors that may significantly affect the fund's performance. You can also make daily account transfers or withdrawals through these phone and online resources, unless the fund has transfer restrictions. Restrictions: Investment funds in the FRS Investment Plan are subject to excessive trading restrictions as detailed in the FRS Investment Plan Summary Plan Description and FRS Excessive Fund Trading Guidelines.

[https://www.americanfunds.com/pdf/mfgepr-916\\_eupacp.pdf](https://www.americanfunds.com/pdf/mfgepr-916_eupacp.pdf)

# FRS Foreign Stock Fund (220)

Data updated as of 12/31/2020

## Geographic Breakdown (%) as of 12/31/20



## Fund Management

Fund Manager(s)	Tenure
Carl M. Kawaja	2001
Nicholas J. Grace	2002
Sung Lee	2002
Jesper Lyckeus	2004
Jonathan Knowles	2006
Andrew B. Suzman	2007
Christopher M. Thomsen	2008
Lawrence Kymisis	2014
Lara Pellini	2019
Gerald Du Manoir	2020

## Management Company Information

Management Company	Address	City	State	Zip Code	Web Address
Capital Research & Management Company	333 South Hope Street 55th Floor	Los Angeles	CA	90071-1406	